

JANUARY						
Su	M	Tu	W	Th	F	Sa
NY*	2	3	4	5	6	7
8	JB	10	11	12	13	14
15	*MK	17	18	19	20	21
22	JB	24	25	26	27	28
29	*30	31				

FEBRUARY						
Su	M	Tu	W	Th	F	Sa
			1	2	3	4
5	6	7	8	9	10	11
12	*JB	14	15	16	17	18
19	PD	21	22	23	24	25
26	*JB	28				

MARCH						
Su	M	Tu	W	Th	F	Sa
			1	2	3	4
5	6	7	8	9	10	11
12	*JB	14	15	16	17	18
19	20	21	22	23	24	25
26	*JB	28	29	30	31	

APRIL						
Su	M	Tu	W	Th	F	Sa
						1
2	3	4	5	6	7	8
9	*JB	11	12	13	14	15
16	17	18	19	20	21	22
23	*JB	25	26	27	28	29
30						

MAY						
Su	M	Tu	W	Th	F	Sa
	1	2	3	4	5	6
7	*JB	9	10	11	12	13
14	JB	16	17	18	19	20
21	*22	23	24	25	26	27
28	MD	30	31			

JUNE						
Su	M	Tu	W	Th	F	Sa
				1	2	3
4	*JB	6	7	8	9	10
11	12	13	14	15	16	17
18	*JB	20	21	22	23	24
25	26	27	28	29	30	

JULY						
Su	M	Tu	W	Th	F	Sa
						1
2	*3	J4	5	6	7	8
9	10	11	12	13	14	15
16	*JB	18	19	20	21	22
23	24	25	26	27	28	29
30	*JB					





AUGUST						
Su	M	Tu	W	Th	F	Sa
		1	2	3	4	5
6	7	8	9	10	11	12
13	*JB	15	16	17	18	19
20	JB	22	23	24	25	26
27	*28	29	30	31		

SEPTEMBER						
Su	M	Tu	W	Th	F	Sa
					1	2
3	LD	5	6	7	8	9
10	*JB	12	13	14	15	16
17	18	19	20	21	22	23
24	*JB	26	27	28	29	30

OCTOBER						
Su	M	Tu	W	Th	F	Sa
1	2	3	4	5	6	7
8	*JB	10	11	12	13	14
15	16	17	18	19	20	21
22	*JB	24	25	26	27	28
29	30	31				

NOVEMBER						
Su	M	Tu	W	Th	F	Sa
			1	2	3	4
5	*JB	7	8	9	10	11
12	13	14	15	16	17	18
19	*20	21	22	TH	TH	25
26	JB	28	29	30		

DECEMBER						
Su	M	Tu	W	Th	F	Sa
					1	2
3	*4	5	6	7	8	9
10	JB	12	13	14	15	16
17	*18	19	20	21	22	23
24	CD	26	27	28	29	30
31						

 Holiday  
 Payday  
 Observed Date  
 Modified Work Days  
 \* Start of pay period  
 JB New Hire Orientation

NY New Year's Day  
 MK Martin Luther King Day  
 PD Presidents' Day  
 MD Memorial Day  
 J4 Independence Day

LD Labor Day  
 TH Thanksgiving Thurs/Fri  
 CD Christmas Day

**PTO must be used for Health System observed holidays if the department is closed or if the employee is scheduled off due to limited staffing on the holiday.**